


IS 280

INCREMENTAL SHAFT ENCODER

Micro Miniature Size
1024 PPR Maximum
4.75 to 30 Volts, RS 422A Compatible
100 kHz Maximum Frequency



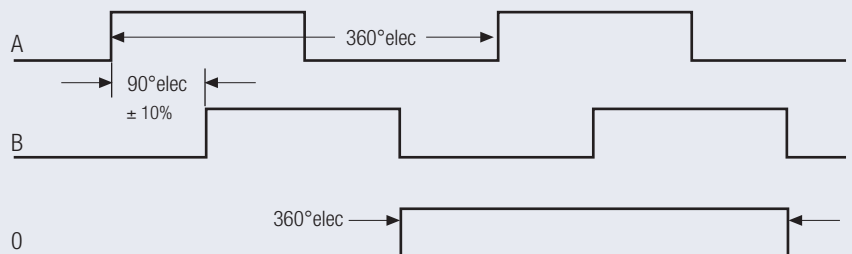
ELECTRICAL SPECIFICATIONS

Supply Voltage	4.75-30 V DC
Current Consumption	40 mA (max)
Output Circuit	Push-Pull, 422A
Impulse Frequency	100 kHz (max)
Logic Level (high)	Vcc - 0.7 Volt
Logic Level (low)	0.25 Volt (max)
Short Circuit Protection	100 %

MECHANICAL SPECIFICATIONS

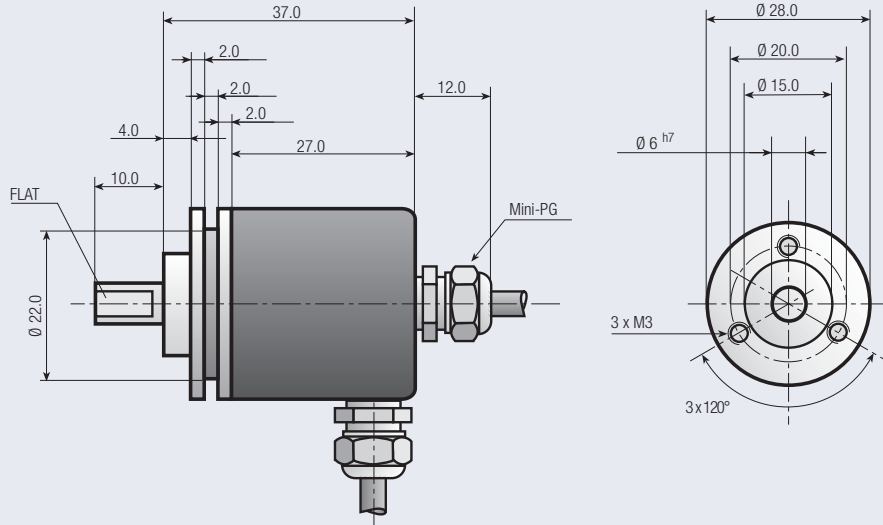
Cover	Aluminium
Body	Aluminium
Shaft	Stainless Steel
Speed	6000 RPM (max)
Torque	> 0.04 Nm
Loading	Axial 30 N, Radial 20 N
Protection	IP 65
Temperature	-20°...+70° C (-4°...+158° F)
Weight	0.24 lb (110 g)

OUTPUT SIGNALS



A Leads B in the CW Direction (facing shaft)
Complimentary channel also available

Drawing available as:
dxf, iges, step, sld file



ORDERING CODE

IS 280 - [] [] [] [] [] [] [] [] - [] [] [] [] []
 a b c d e f g h Pulses Per Revolution

- a **Group Function**
IS=Incremental Solid Shaft
- b **Basic Series Number**
280
- c **Shaft Size D**
06=6 mm
- d **Mechanical Options**
0=None

- e **Connector Type**
0=2 mtr. Cable
- f **Connector Location**
A=Axial
- g **Output Signals**
3=A+B+0
6=A+B+0+Compliments
- h **Output Circuit Type**
3=Push Pull 4.75 to 30 VDC

Note: Special functions and designs will be designated by a 4 digit code at the end of the part number. Consult factory for further details

CONNECTIONS

Function	Cable Colour Code
0 Volt	white
+ Volt	brown
A	green
B	yellow
0	grey
\bar{A}	pink
\bar{B}	blue
$\bar{0}$	red